

# English

16<sup>th</sup> November 2020

Today is our last day using the text 'Finding Winnie'. We will be thinking about why this story was written and its message, as well as writing a letter to Harry Colebourn using all your questions from last week.



# Today's activities

**IMPORTANT!** Parent or Carer – Please read this page with your child and check that you are happy with what they have to do and with any weblinks or use of the Internet required.

Look out for the Learn Screens that will help you with your work.



Look out for some challenge tasks. These are extra tasks that you can choose to do if you want to.

## 1. Listen to the story

Listen to the story again by following the link on our remote learning page. Whilst you are listening, think about why Lindsay Mattick wrote this story and whether she has a message for us.

## 2. An author's purpose!

After reading the Learn Screens and listening to Lindsay Mattick's book trailer using the link on our remote learning page, tell me what you think the author's purpose is and what you think she is trying to tell us.

## 3. Time to Write!

You will learn how to write a friendly letter and then, using your questions from last week, you will write to Harry Colebourn.

# Story Time

## Activity 1 : Listen to the story

Click on the link on our remote learning page to listen to the story for the last time.

As you are listening think about why Lindsay Mattick wrote this story and whether she has a message for us.

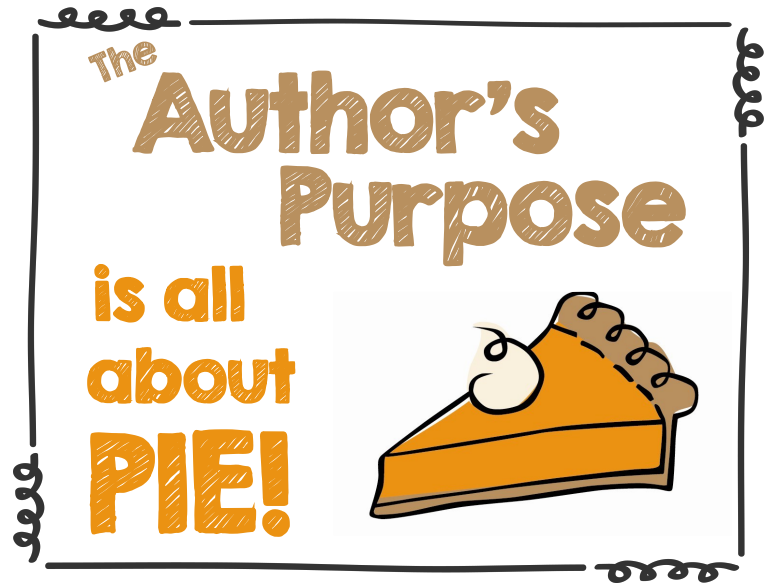
Afterwards, talk to your grown up about it.

Then look at the Learn Screens on the next few pages.



This is Lindsay Mattick reading to Cole





# Learn Screen

## Author's Purpose

Authors write for 3 reasons:

To **Persuade**

To **Inform**

To **Entertain**

All you need to remember is **PIE**

Look on the next page to find out more.



# AUTHOR'S PURPOSE



## Persuade

The author is trying to make the reader do something or think a certain way.

Commercials

Advertisements

Books & Letters

Reasons

Explanation



## Inform

The author is trying to give information to the reader using facts.

Nonfiction

Table of Contents

Facts

Headings

Captions

Photographs



## Entertain

The author is trying to make you enjoy the story by keeping the readers' attention.

Fiction

Beginning:  
Characters  
& Setting

Middle:  
Problem

End:  
Solution



Easy as **PIE**



## All about **PIE**

To **Persuade** means the author is trying to make you do something or think in a certain way.

To **Inform** means the author is telling you some facts.

To **Entertain** means the author wants to tell you a story that you will enjoy.



Do you think there can be more than one purpose in any text?





# Persuade



The author tries to get you to do something or believe what he is saying.

## For Example...

"This pie is so delicious, you will want to go buy one right now!"  
"Pies are on sale today for £3.99 What a great price!"

## Other Examples...



# Inform



The author gives you information about a topic.

## For Example...

"The average American eats six slices of pie each year."  
"Pie has been around since the ancient Egyptians."

## Other Examples...



Can you make a list of 3 texts for each group?

# Entertain



The author tells us a story that we will enjoy.

## For Example...

"One day I was picking blackberries for a pie and a big, hairy bear snuck up behind me."

## Other Examples...



Have a look at your books. Can you find ones that were written to **ENTERTAIN**, to **INFORM** or to **PERSUADE**?

You might need to look in a magazine or watch a TV advert to see a text designed to persuade.





# Find Out


## Activity 2: What does Lindsay say?



Now listen to Lindsay Mattick talking about why she wrote ‘Finding Winnie’

Follow this link – it’s also on our remote learning page

<https://www.youtube.com/watch?v=Q5crtUwQI9Y>



Talk to your grown up about what Lindsay says.

Think about why she wanted to write the story and what she wants us to take away from the book. Then complete the sheet on the next page.



# Author's Purpose

Why do you think the author wrote this book?



Why do you think so? Prove it with words from the text!

-----  
-----  
-----

Do you think the author has a message in this book? What do you think it is?

-----  
-----  
-----  
-----

# Your Task

## Activity 3: Explain your ideas

Record your ideas about the author's purpose in writing "Finding Winnie" and the message she is sending to us.

Hold on to your work as it will help you with our work in PSHE later today.





# Get Ready to Write

Find your questions

Have a look at your questions from last Friday's lesson.

These are mine:

How did you feel when you left Winnie at London Zoo?

Why did you want to be a vet?

What was the funniest thing that Winnie did?

You said you knew Winnie was a remarkable bear, but did you ever imagine she would inspire so many stories?

Did you like the Winnie the Pooh stories?

Did you ever meet Christopher Robin?

What is your happiest memory of your time with Winnie?



# Get Ready to Write

Choose your questions

Mrs Riley's top 3 questions.

How did you feel when you left Winnie at London Zoo?

Did you ever meet Christopher Robin?

What is your happiest memory of your time with Winnie?

You are going to use your questions in your letter. However, 6 questions would be a lot so I want you to chose your top 3 questions. These are mine.



# Get Ready to Write

The next step

How did you feel when you left Winnie at London Zoo?

Did you ever meet Christopher Robin?

What is your happiest memory of your time with Winnie?



You are going to use your questions in your letter.

But first we need to find out **HOW** to write a friendly letter!

Look at the Learn Screen on the next page.

# Writing Friendly Letters

It's fun to write a **friendly letter**, and even more fun to receive one. Letters keep you in touch with faraway friends and relatives. And they can feel more personal and special than an email.

## Parts of a Friendly Letter

Friendly letters have five parts: the *heading*, the *salutation*, the *body*, the *closing*, and the *signature*.

- 1 The **heading** includes your address and the date.
- 2 The **salutation**, or greeting, usually begins with the word "Dear" and is followed by the name of the person you are writing to. Place a comma after the name.
- 3 The **body** of the letter contains your thoughts and ideas.
- 4 The **closing** can be anything from "Love" to "See you soon." Follow the closing with a comma.
- 5 Put your **signature** below your closing.



# Learn Screen

## Writing a letter

Today we are going to use the questions we wrote last week to write a letter to Harry Colebourn.

To find out how to do this, I want you to watch another video using this link :

[www.youtube.com/watch?v=PoLYICPFXhY](http://www.youtube.com/watch?v=PoLYICPFXhY)

(How to write a friendly letter)

The link is also on our remote learning page.



# Get Ready to Write

Find your questions

How did you feel when you left Winnie at London Zoo?

Did you ever meet Christopher Robin?

What is your happiest memory of your time with Winnie?



You are going to use your questions in your letter. However, we can't just write a list of questions. We need to add some more information. We need to explain why we have been reading the story and what we thought of it.

Look at Mrs Riley's example on the next page.



## Mrs Riley's Example

16<sup>th</sup> November 2020

Dear Harry,

I have recently been learning all about you at school.

With my class I have read the book 'Finding Winnie' all about how you found Winnie and how she became Winnie the Pooh.

I thought it was a brilliant story, but I have lots of things that I am still wondering about. For example, I would love to know about your happiest memory of your time with Winnie? Was it when you were on the train with her? That's my favourite part of the story.

I'd also like to know how you felt when you left Winnie at London Zoo. I thought that was so sad and I cried when I read about it. However I am glad that Winnie was happy at the zoo and that she was able to meet Christopher Robin there. I love how they became friends and that they were even allowed to play together. That would never happen today! Did you ever meet Christopher Robin? If you did, what did you say to him?


Thank you so much for buying Winnie and then sharing her with us. Your act of kindness that day has made so many children and grown ups very happy.

With love,

Mrs Riley

Can you spot the features of a friendly letter?

Look at where I have written the date.



16<sup>th</sup> November 2020

Dear Harry,

I have recently been learning all about you at school.

With my class I have read the book 'Finding Winnie' all about how you found Winnie and how she became Winnie the Pooh.

I thought it was a brilliant story, but I have lots of things that I am still wondering about. For example, I would love to know about your happiest memory of your time with Winnie? Was it when you were on the train with her? That's my favourite part of the story.

I'd also like to know how you felt when you left Winnie at London Zoo. I thought that was so sad and I cried when I read about it. However I am glad that Winnie was happy at the zoo and that she was able to meet Christopher Robin there. I love how they became friends and that they were even allowed to play together. That would never happen today! Did you ever meet Christopher Robin? If you did, what did you say to him?

Thank you so much for buying Winnie and then sharing her with us. Your act of kindness that day has made so many children and grown ups very happy.

With love,

Mrs Riley





Can you see how I've started my letter? This is the greeting.

16<sup>th</sup> November 2020

Dear Harry,

I have recently been learning all about you at school.

With my class I have read the book 'Finding Winnie' all about how you found Winnie and how she became Winnie the Pooh.

I thought it was a brilliant story, but I have lots of things that I am still wondering about. For example, I would love to know about your happiest memory of your time with Winnie? Was it when you were on the train with her? That's my favourite part of the story.

I'd also like to know how you felt when you left Winnie at London Zoo. I thought that was so sad and I cried when I read about it. However I am glad that Winnie was happy at the zoo and that she was able to meet Christopher Robin there. I love how they became friends and that they were even allowed to play together. That would never happen today! Did you ever meet Christopher Robin? If you did, what did you say to him?

Thank you so much for buying Winnie and then sharing her with us. Your act of kindness that day has made so many children and grown ups very happy.

With love,

Mrs Riley



Can you see how I've introduced my letter?

16<sup>th</sup> November 2020

Dear Harry,

I have recently been learning all about you at school.

With my class I have read the book 'Finding Winnie' all about how you found Winnie and how she became Winnie the Pooh.

I thought it was a brilliant story, but I have lots of things that I am still wondering about. For example, I would love to know about your happiest memory of your time with Winnie? Was it when you were on the train with Winnie? That's my favourite part of the story.

I'd also like to know how you felt when you left Winnie at London Zoo. I thought that was so sad and I cried when I read about it. However I am glad that Winnie was happy at the zoo and that she was able to meet Christopher Robin there. I love how they became friends and that they were even allowed to play together. That would never happen today! Did you ever meet Christopher Robin? If you did, what did you say to him?

Thank you so much for buying Winnie and then sharing her with us. Your act of kindness that day has made so many children and grown ups very happy.

With love,

Mrs Riley





16<sup>th</sup> November 2020

Dear Harry,

I have recently been learning all about you at school.


With my class I have read the book 'Finding Winnie' all about how you found Winnie and how she became Winnie the Pooh.

I thought it was a brilliant story, but I have lots of things that I am still wondering about. For example, I would love to know about your happiest memory of your time with Winnie? Was it when you were on the train with her? That's my favourite part of the story.

I'd also like to know how you felt when you left Winnie at London Zoo. I thought that was so sad and I cried when I read about it. However I am glad that Winnie was happy at the zoo and that she was able to meet Christopher Robin there. I love how they became friends and that they were even allowed to play together. That would never happen today! Did you ever meet Christopher Robin? If you did, what did you say to him?

Thank you so much for buying Winnie and then sharing her with us. Your act of kindness that day has made so many children and grown ups very happy.

With love,  
Mrs Riley



In the main body of the letter I have explained how I felt about the story, asked my questions and said thank you to Harry for his kindness.





16<sup>th</sup> November 2020

Dear Harry,

I have recently been learning all about you at school.


With my class I have read the book 'Finding Winnie' all about how you found Winnie and how she became Winnie the Pooh.

I thought it was a brilliant story but I have lots of things that I am still wondering about. I would love to know about your happiest memory of your time with Winnie? Was it when you were on the train with her? That's my favourite part of the story.

I'd also like to know how you felt when you left Winnie at London Zoo. I thought that was so sad and I cried when I read about it. However I am glad that Winnie was happy at the zoo and that she was able to meet Christopher Robin there. I love how they became friends and that they were even allowed to play together. That would never happen today! Did you ever meet Christopher Robin? If you did, what did you say to him?

Thank you so much for buying Winnie and then sharing her with us. Your act of kindness that day has made so many children and grown ups very happy.

With love,  
Mrs Riley



Can you see how 'With love' and my signature – my name-  
have their own lines?

# Learn Screen

How to write a friendly letter



Did you spot the 5 parts of a friendly letter in my example?

# Let's Write

## Activity 5: Write a letter



### Your Task:

Write a letter to Harry. Write your letter on the sheet on the next page or just on paper. I want you to think carefully about how to ask questions without just writing one after the other. Try to include your own thoughts about the story.



**Your letter will need to include:**

The 5 parts of a friendly letter  
Correct punctuation  
An introduction  
Your thoughts and views about the story.  
Say thank you.

# Write a Letter, Please!

Write a letter to the Harry Colebourn. Think of what you would like to tell him and what you still would like to know.



-----

Dear -----

-----  
-----  
-----  
-----  
-----  
-----  
-----  
-----



-----  
-----

You don't need to print anything, you can just write on paper.



Thank you for all your amazing work year 2. I am so proud of you.

Send in any photos of the work you do to:

[year2@st-jo-st.dudley.sch.uk](mailto:year2@st-jo-st.dudley.sch.uk)

